

DR274

Direct Replacement Encoder For The Microcut Controller- Perfecta Printing Presses



For many years Encoder Products Company supplied an encoder to Goldengate Microsystems for their "Microcut" Controller, often used as backstop gauges in the printing and binding industry. Perfecta USA manufactures printing presses that use this Microcut Controller. With the RJ45 connector, replacement of this encoder is usually as simple as just plugging it in.



DR274-01

Encoders produced for Goldengate Microsystems included both male and female connectors. Because DR274 is offered with either a male or female connector, be sure to select the proper connector to match your application.



DR274-02

The Accu-Coder™ DR274 Features:

- High precision 1.5" incremental encoder
- Stainless steel 3/8" shaft
- Quadrature A & B with reference channels
- 500 CPR
- Line Driver output
- 4.5" of Cable with RJ45 phone jack
- 3 hole servo mount 120° apart

The Accu-Coder™ Advantage

- Get this encoder **FAST!**
- **Huge savings** in price comparison!
- The accuracy, reliability, and quality that only come from an Accu-Coder™
- Industry Best **3-year** warranty!

DR274

Direct Replacement Encoder For The Microcut Controller- Perfecta Printing Presses

Model DR274 Specifications

Electrical

- Input Voltage.....4.75 to 28 VDC max for temperatures up to 70° C
- Input Current.....100 mA max with no output load
- Input Ripple.....100 mV peak-to-peak at 0 to 100 kHz
- Output Format.....Incremental- Two square waves in quadrature with channel A leading B for clockwise shaft rotation, as viewed from the encoder mounting face. See *Waveform Diagrams* below.
- Output Type.....Line Driver- 20 mA max per channel (meets RS 422 at 5 VDC supply)
- Freq Response.....100 kHz
- Noise Immunity.....Tested to BS EN61000-4-2; IEC801-3; BS EN61000-4-4; DDENV 50141; DDENV 50204; BS EN55022 (with European compliance option); BS EN61000-6-2; BS EN50081-2
- Symmetry.....180° (±18°) electrical at 100 kHz output
- Quad Phasing.....90° (±22.5°) electrical at 100 kHz output
- Min Edge Sep.....67.5° electrical at 100 kHz output
- Rise Time.....Less than 1 microsecond
- Accuracy.....0.017° mechanical (1.0 arc minutes) from one cycle to any other cycle.

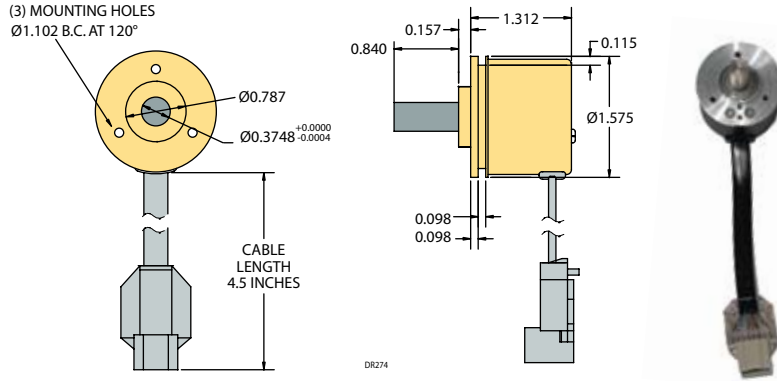
Mechanical

- Max Speed.....7500 RPM. Higher shaft speeds may be achievable, contact Customer Service.
- Shaft Size.....0.375" outside diameter
- Shaft Rotation.....Bi-directional
- Radial Shaft Load.....5 lb
- Axial Shaft Load.....3 lb
- Starting Torque.....0.14 oz-in typical
4.0 oz-in typical for -40° C operation
- Moment of Inertia..... 2.8×10^{-4} oz-in-sec²
- Max Acceleration..... 1×10^5 rad/sec²
- Electrical Conn.....4.5" cable with RJ45 Connector
- Housing.....Black non-corrosive finish
- Bearings.....Precision ABEC ball bearings
- Mounting.....1.570" Servo Mounting face; see dimensions
- Weight.....3.10 oz typical

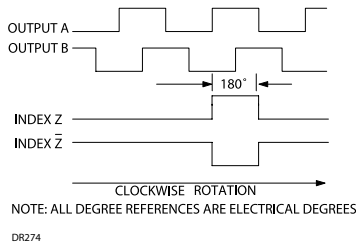
Environmental

- Operating Temp.....0° to 70° C
- Storage Temp.....-25° to +85° C
- Humidity.....98% RH non-condensing
- Vibration.....10 g @ 58 to 500 Hz
- Shock.....50 g @ 11 ms duration

DR274 Dimensions

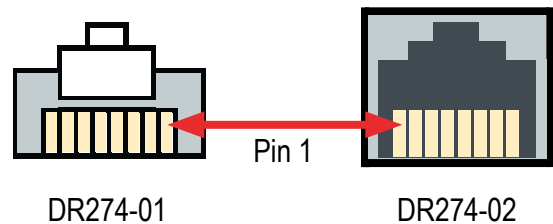


DR274 Waveform Diagram



DR274 Wiring Table

Function	Pin
+VDC	1
A	4
B	6
Z	8
Z'	5
Not Used	3, 7
Ground	2



This Direct Replacement Encoder provided by:

