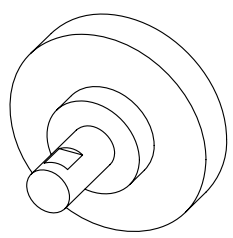
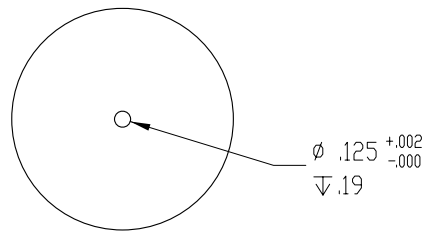
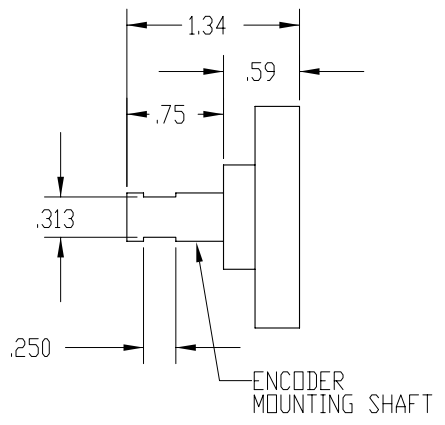
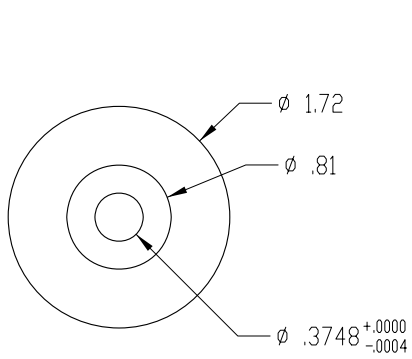


REVISIONS		
REV.	DESCRIPTION	DATE
-	INITIAL RELEASE PER ECD 05926 JP	02/25/10



NOTES:

1. DANGER: MAGNETIC COUPLING CONTAINS A POWERFUL MAGNET WITH OVER 35 POUNDS PULLING FORCE.
2. DO NOT PLACE ANYTHING BETWEEN MAGNET AND METAL, PERSONAL INJURY MAY OCCUR.
3. IT IS RECOMMENDED THAT YOU COVER THE END OF MACHINE SHAFT WITH SILICONE GREASE BEFORE INSTALLING MAGNETIC COUPLING.
4. ATTACH MAGNETIC COUPLING ONTO THE CENTER OF THE SHAFT. (ABSOLUTE CENTER IS NOT NECESSARY.)
5. MAGNETIC COUPLING IS RATED FOR 300 RPM MAXIMUM.

THIRD ANGLE PROJECTION		ENCODER PRODUCTS COMPANY		www.encoder.com	
		APPROVALS	DATE	NAME AND TITLE	
DIMENSIONS ARE IN INCHES		TLM	1/26/10	MAG COUPLING KIT FOR 3/8" SHAFT	
ISSUE DATE:	TOLERANCES	CHECKED		DWG. NO.	REV.
02/25/10	DECIMAL ± .005	RESP ENG		MAG-CON2	-
NEXT ASSEM:	DECIMAL ± .01	MFG ENG		SCALE: NONE	DWG. SIZE: B
176409-01	ANGULAR ± 1	QUAL ENG		SHEET 1 OF 1	
PART NUMBER					
176409					